

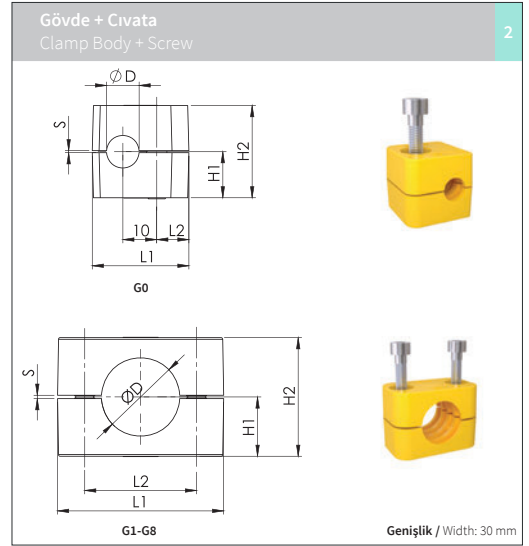
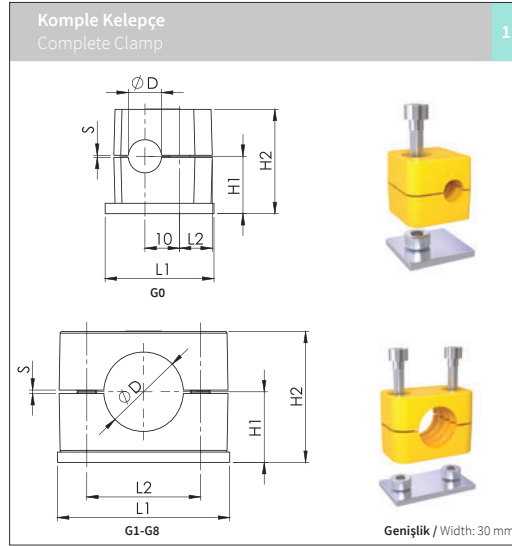


Hidrolik Boru Kelepçeleri
Hydraulic Pipe Clamps



Standart Seri / Standard Series

Metal + Kaplama Tipi		Gövde Malzemesi	
Metal + Surface Finishing		Clamp Body Material	
0	Kaplamasız / Uncoated	A	Alüminyum / Aluminum
1	Fosfat / Phosphated / Fe/Znph	N	Polyamid / Polyamide
3	Galvaniz / Galvanized / Fe/Zn 8C Cr3-B	T	TPE
4	CrNi 304 / AISI 304	P	Polipropilen / Polypropylene
6	CrNi 316 / AISI 316		
9	Çinko Nikel / Zinc Nickel / Fe/ZnNi		



Farklı malzeme talepleriniz için lütfen LMC Makina'ya danışınız.

For different material request please consult LMC Makina.

C	M	0	0	M	0	3	P	1	S	G	1	X	X	X	.	X

Metal + Kaplama Tipi
Metal + Surface Finishing

Gövde Malzemesi
Clamp Body Material

Gövde Renk
Clamp Body Colour

Grup
Group

Ölçü
Size

C	D	2	8	M	0	3	P	1	S	G	1	X	X	X	.	X

Metal + Kaplama Tipi
Metal + Surface Finishing

Gövde Malzemesi
Clamp Body Material

Gövde Renk
Clamp Body Colour

Grup
Group

Ölçü
Size

Grup	Dış Çap (ØD)	Anma Çapı (R) Boru Diş	Dış Çap (ØD)
Group	O.D. of Pipe / Tube/Hose mm	Nominal Bore Pipe Inch	O.D. of Pipe / Tube/Hose inch
G0	6		
	6.4		1/4
	8		5/16
	9.5		3/8
	10	R 1/8	
G1	12		
	6.4		1/4
	8		5/16
	9.5		3/8
	10	R 1/8	
G2	12.7		1/2
	13.5	R 1/4	
	14		
	15		
	16		5/8
G3	17.2	R 3/8	
	18		
	19		3/4
	20		
	21.3	R 1/2	
G4	22		7/8
	23		
	25		
	25.4		1
	26.9	R 3/4	
G5	28		
	30		
	32		1 1/4
	33.7	R 1	
	35		
G6	38		1 1/2
	40		
	42	R 1 1/4	
	44.5		1 3/4
	48.3	R 1 1/2	
G7	50.8		2
	57.2		2 1/4
	60.3	R 2	
	63.5		2 1/2
	70		2 3/4
G8	73		
	76.1	R 2 1/2	3
	88.9	R 3	3 1/2
101.6		4	

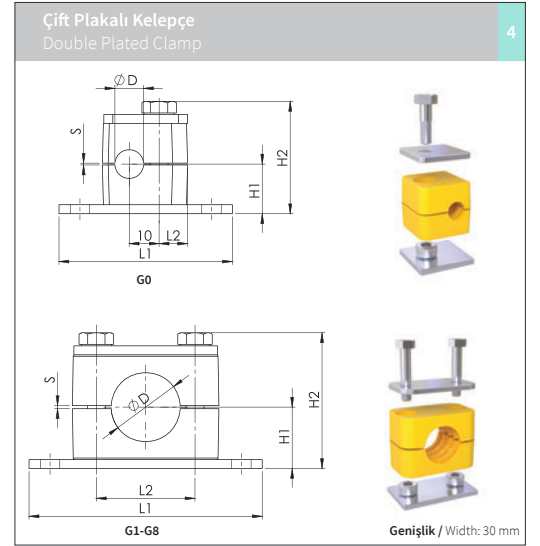
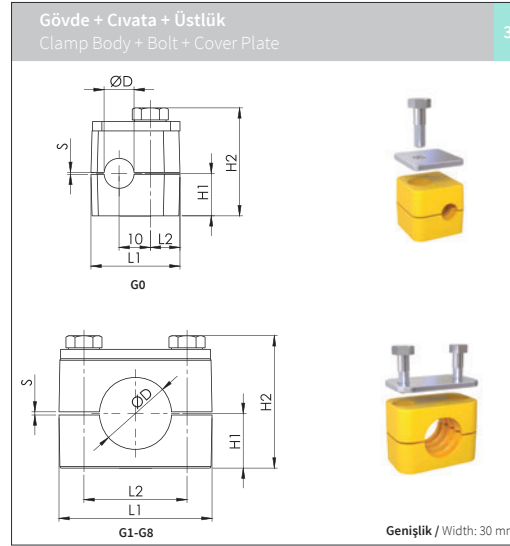
Ölçü Tablosu					Sipariş Kodu
Dimension Table					Order Code
L1	L2	H1	H2	S min.	
28	9.5	16.5	30	0.4	CM00M03P1SG0006.0
					CM00M03P1SG0006.4
					CM00M03P1SG0008.0
					CM00M03P1SG0009.5
					CM00M03P1SG0010.0
					CM00M03P1SG0012.0
37	20	16.5	30	0.4	CM00M03P1SG1006.0
					CM00M03P1SG1006.4
					CM00M03P1SG1008.0
					CM00M03P1SG1009.5
					CM00M03P1SG1010.0
					CM00M03P1SG1012.0
42	26	19.5	36	0.6	CM00M03P1SG2012.7
					CM00M03P1SG2013.5
					CM00M03P1SG2014.0
					CM00M03P1SG2015.0
					CM00M03P1SG2016.0
					CM00M03P1SG2017.2
50	33	21	39	0.6	CM00M03P1SG2018.0
					CM00M03P1SG3019.0
					CM00M03P1SG3020.0
					CM00M03P1SG3021.3
					CM00M03P1SG3022.0
					CM00M03P1SG3023.0
59	40	24	45	0.6	CM00M03P1SG3025.0
					CM00M03P1SG3025.4
					CM00M03P1SG4026.9
					CM00M03P1SG4028.0
					CM00M03P1SG4030.0
					CM00M03P1SG5032.0
71	52	32	61	0.8	CM00M03P1SG5033.7
					CM00M03P1SG5035.0
					CM00M03P1SG5038.0
					CM00M03P1SG5040.0
					CM00M03P1SG5042.0
					CM00M03P1SG6044.5
121	94	51.5	98	0.8	CM00M03P1SG6048.3
					CM00M03P1SG6050.8
					CM00M03P1SG7057.2
					CM00M03P1SG7060.3
147	120	64	123	0.8	CM00M03P1SG7063.5
					CM00M03P1SG7070.0
					CM00M03P1SG7073.0
					CM00M03P1SG7076.1
147	120	64	123	0.8	CM00M03P1SG8088.9
					CM00M03P1SG8101.6

Ölçü Tablosu					Sipariş Kodu
Dimension Table					Order Code
L1	L2	H1	H2	S min.	
28	9.5	13.5	27	0.4	CD28M03P1SG0006.0
					CD28M03P1SG0006.4
					CD28M03P1SG0008.0
					CD28M03P1SG0009.5
					CD28M03P1SG0010.0
					CD28M03P1SG0012.0
37	20	13.5	27	0.4	CD28M03P1SG1006.0
					CD28M03P1SG1006.4
					CD28M03P1SG1008.0
					CD28M03P1SG1009.5
					CD28M03P1SG1010.0
					CD28M03P1SG1012.0
42	26	16.5	33	0.6	CD28M03P1SG2012.7
					CD28M03P1SG2013.5
					CD28M03P1SG2014.0
					CD28M03P1SG2015.0
					CD28M03P1SG2016.0
					CD28M03P1SG2017.2
50	33	18	36	0.6	CD28M03P1SG2018.0
					CD28M03P1SG3019.0
					CD28M03P1SG3020.0
					CD28M03P1SG3021.3
					CD28M03P1SG3022.0
					CD28M03P1SG3023.0
59	40	21	42	0.6	CD28M03P1SG3025.0
					CD28M03P1SG3025.4
					CD28M03P1SG4026.9
					CD28M03P1SG4028.0
					CD28M03P1SG4030.0
					CD28M03P1SG5032.0
71	52	29	58	0.8	CD28M03P1SG5033.7
					CD28M03P1SG5035.0
					CD28M03P1SG5038.0
					CD28M03P1SG5040.0
					CD28M03P1SG5042.0
					CD28M03P1SG6044.5
121	94	46.5	93	0.8	CD28M03P1SG6048.3
					CD28M03P1SG6050.8
					CD28M03P1SG7057.2
					CD28M03P1SG7060.3
147	120	59	118	0.8	CD28M03P1SG7063.5
					CD28M03P1SG7070.0
					CD28M03P1SG7073.0
					CD28M03P1SG7076.1
147	120	59	118	0.8	CD28M03P1SG8088.9
					CD28M03P1SG8101.6

Metal + Kaplama Tipi		Gövde Malzemesi	
Metal + Surface Finishing		Clamp Body Material	
0	Kaplanasız / Uncoated	A	Alüminyum / Aluminum
1	Fosfat / Phosphated / Fe/Znph	N	Polyamid / Polyamide
3	Galvaniz / Galvanized / Fe/Zn 8C Cr3-B	T	TPE
4	CrNi 304 AISI 304	P	Polipropilen / Polypropylene
6	CrNi 316 AISI 316		
9	Çinko Nikel / Zinc Nickel / Fe/ZnNi		

Farklı malzeme talepleriniz için lütfen LMC Makina'ya danışınız.

For different material request please consult LMC Makina.



C	D	6	8	M	1	3	P	1	S	G	1	X	X	X	. X

Metal + Kaplama Tipi
Metal + Surface Finishing

Gövde Malzemesi
Clamp Body Material

Gövde Renk
Clamp Body Colour

Grup
Group

Ölçü
Size

C	M	4	0	M	1	3	P	1	S	G	1	X	X	X	. X

Metal + Kaplama Tipi
Metal + Surface Finishing

Gövde Malzemesi
Clamp Body Material

Gövde Renk
Clamp Body Colour

Grup
Group


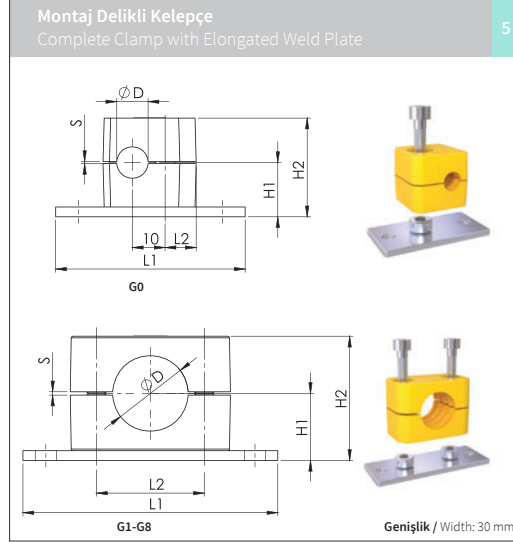
Ölçü
Size

Grup	Dış Çap (ØD)	Anma Çapı (R) Boru Diş	Dış Çap (ØD)
Group	O.D. of Pipe / Tube/Hose mm	Nominal Bore Pipe inch	O.D. of Pipe / Tube/Hose inch
G0	6		
	6.4		1/4
	8		5/16
	9.5		3/8
	10	R 1/8	
	12		
G1	6		
	6.4		1/4
	8		5/16
	9.5		3/8
	10	R 1/8	
	12		
G2	12.7		1/2
	13.5	R 1/4	
	14		
	15		
	16		5/8
	17.2	R 3/8	
G3	19		3/4
	20		
	21.3	R 1/2	
	22		7/8
	23		
	25		
G4	25.4		1
	26.9	R 3/4	
	28		
	30		
G5	32		1 1/4
	33.7	R 1	
	35		
	38		1 1/2
	40		
	42	R 1 1/4	
G6	44.5		1 3/4
	48.3	R 1 1/2	
	50.8		2
	57.2		2 1/4
G7	60.3	R 2	
	63.5		2 1/2
	70		2 3/4
	73		
	76.1	R 2 1/2	3
	88.9	R 3	3 1/2
G8	101.6		4

Ölçü Tablosu					Sipariş Kodu
Dimension Table					Order Code
L1	L2	H1	H2	S min.	
28	9.5	13.5	34	0.4	CD68M13P1SG0006.0
					CD68M13P1SG0006.4
					CD68M13P1SG0008.0
					CD68M13P1SG0009.5
					CD68M13P1SG0010.0
					CD68M13P1SG0012.0
37	20	13.5	34	0.4	CD68M13P1SG1006.0
					CD68M13P1SG1006.4
					CD68M13P1SG1008.0
					CD68M13P1SG1009.5
					CD68M13P1SG1010.0
					CD68M13P1SG1012.0
42	26	16.5	40	0.6	CD68M13P1SG2012.7
					CD68M13P1SG2013.5
					CD68M13P1SG2014.0
					CD68M13P1SG2015.0
					CD68M13P1SG2016.0
					CD68M13P1SG2017.2
50	33	18	43	0.6	CD68M13P1SG3019.0
					CD68M13P1SG3020.0
					CD68M13P1SG3021.3
					CD68M13P1SG3022.0
					CD68M13P1SG3023.0
					CD68M13P1SG3025.0
59	40	21	49	0.6	CD68M13P1SG4026.9
					CD68M13P1SG4028.0
					CD68M13P1SG4030.0
					CD68M13P1SG5032.0
71	52	29	65	0.8	CD68M13P1SG5033.7
					CD68M13P1SG5035.0
					CD68M13P1SG5038.0
					CD68M13P1SG5040.0
					CD68M13P1SG5042.0
					CD68M13P1SG5044.5
86	66	33	73	0.8	CD68M13P1SG6044.5
					CD68M13P1SG6048.3
					CD68M13P1SG6050.8
					CD68M13P1SG7057.2
121	94	46.5	102	0.8	CD68M13P1SG7060.3
					CD68M13P1SG7063.5
					CD68M13P1SG7070.0
					CD68M13P1SG7073.0
					CD68M13P1SG7076.1
					CD68M13P1SG8088.9
147	120	59	127	0.8	CD68M13P1SG8101.6

Ölçü Tablosu					Sipariş Kodu
Dimension Table					Order Code
L1	L2	H1	H2	S min.	
31.5	9.5	16.5	37	0.4	CM40M13P1SG0006.0
					CM40M13P1SG0006.4
					CM40M13P1SG0008.0
					CM40M13P1SG0009.5
					CM40M13P1SG0010.0
					CM40M13P1SG0012.0
36	20	16.5	37	0.4	CM40M13P1SG1006.0
					CM40M13P1SG1006.4
					CM40M13P1SG1008.0
					CM40M13P1SG1009.5
					CM40M13P1SG1010.0
					CM40M13P1SG1012.0
42	26	19.5	43	0.6	CM40M13P1SG2012.7
					CM40M13P1SG2013.5
					CM40M13P1SG2014.0
					CM40M13P1SG2015.0
					CM40M13P1SG2016.0
					CM40M13P1SG2017.2
50	33	21	46	0.6	CM40M13P1SG3019.0
					CM40M13P1SG3020.0
					CM40M13P1SG3021.3
					CM40M13P1SG3022.0
					CM40M13P1SG3023.0
					CM40M13P1SG3025.0
60	40	24	52	0.6	CM40M13P1SG4026.9
					CM40M13P1SG4028.0
					CM40M13P1SG4030.0
					CM40M13P1SG5032.0
71	52	32	68	0.8	CM40M13P1SG5033.7
					CM40M13P1SG5035.0
					CM40M13P1SG5038.0
					CM40M13P1SG5040.0
					CM40M13P1SG5042.0
					CM40M13P1SG5044.5
86	66	36	76	0.8	CM40M13P1SG6044.5
					CM40M13P1SG6048.3
					CM40M13P1SG6050.8
					CM40M13P1SG7057.2
122	94	51.5	107	0.8	CM40M13P1SG7060.3
					CM40M13P1SG7063.5
					CM40M13P1SG7070.0
					CM40M13P1SG7073.0
					CM40M13P1SG7076.1
					CM40M13P1SG8088.9
148	120	64	132	0.8	CM40M13P1SG8101.6

Metal + Kaplama Tipi		Gövde Malzemesi	
Metal + Surface Finishing		Clamp Body Material	
0	Kaplamasız / Uncoated	A	Alüminyum / Aluminum
1	Fosfat / Phosphated / Fe/Znph	N	Polyamid / Polyamide
3	Galvaniz / Galvanized / Fe/Zn 8C Cr3-B	T	TPE
4	CrNi 304 AISI 304	P	Polipropilen / Polypropylene
6	CrNi 316 AISI 316		
9	Çinko Nikel / Zinc Nickel / Fe/ZnNi		



Farklı malzeme talepleriniz için lütfen LMC Makina'ya danışınız.

For different material request please consult LMC Makina.

C	M	0	1	M	0	3	P	1	S	G	1	X	X	X	.	X

Metal + Kaplama Tipi
Metal + Surface Finishing

Gövde Malzemesi
Clamp Body Material

Gövde Renk
Clamp Body Colour

Grup
Group

Ölçü
Size

C	M	4	1	M	1	3	P	1	S	G	1	X	X	X	.	X

Metal + Kaplama Tipi
Metal + Surface Finishing

Gövde Malzemesi
Clamp Body Material

Gövde Renk
Clamp Body Colour

Grup
Group

Ölçü
Size

Grup	Dış Çap (ØD)	Anma Çapı (R) Boru Diş	Dış Çap (ØD)
Group	O.D. of Pipe / Tube/Hose mm	Nominal Bore Pipe Inch	O.D. of Pipe / Tube/Hose inch
G0	6		
	6.4		1/4
	8		5/16
	9.5		3/8
	10	R 1/8	
G1	12		
	6.4		1/4
	8		5/16
	9.5		3/8
	10	R 1/8	
G2	12.7		1/2
	13.5	R 1/4	
	14		
	15		
	16		5/8
G3	17.2	R 3/8	
	18		
	19		3/4
	20		
	21.3	R 1/2	
G4	22		7/8
	23		
	25		
	25.4		1
	26.9	R 3/4	
G5	28		
	30		
	32		1 1/4
	33.7	R 1	
	35		
G6	38		1 1/2
	40		
	42	R 1 1/4	
	44.5		1 3/4
	48.3	R 1 1/2	
G7	50.8		2
	57.2		2 1/4
	60.3	R 2	
	63.5		2 1/2
	70		2 3/4
G8	73		
	76.1	R 2 1/2	3
	88.9	R 3	3 1/2
	101.6		4

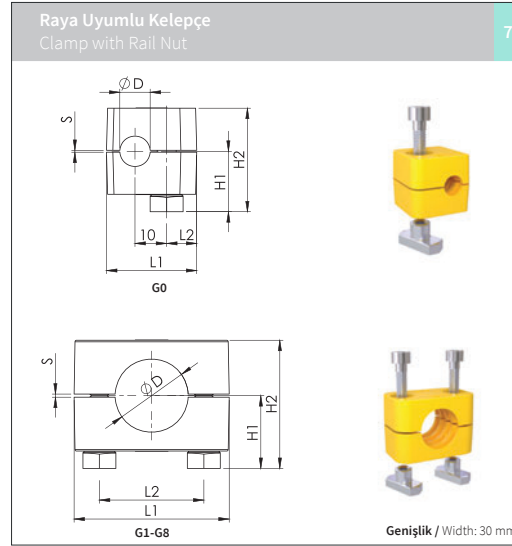
Ölçü Tablosu					Sipariş Kodu
Dimension Table					Order Code
L1	L2	H1	H2	S min.	
58	9.5	16.5	30	0.4	CM01M03P1SG0006.0
					CM01M03P1SG0006.4
					CM01M03P1SG0008.0
					CM01M03P1SG0009.5
					CM01M03P1SG0010.0
					CM01M03P1SG0012.0
64	20	16.5	30	0.4	CM01M03P1SG1006.0
					CM01M03P1SG1006.4
					CM01M03P1SG1008.0
					CM01M03P1SG1009.5
					CM01M03P1SG1010.0
					CM01M03P1SG1012.0
70	26	19.5	36	0.6	CM01M03P1SG2012.7
					CM01M03P1SG2013.5
					CM01M03P1SG2014.0
					CM01M03P1SG2015.0
					CM01M03P1SG2016.0
					CM01M03P1SG2017.2
78	33	21	39	0.6	CM01M03P1SG3019.0
					CM01M03P1SG3020.0
					CM01M03P1SG3021.3
					CM01M03P1SG3022.0
					CM01M03P1SG3023.0
					CM01M03P1SG3025.0
87	40	24	45	0.6	CM01M03P1SG4026.9
					CM01M03P1SG4028.0
					CM01M03P1SG4030.0
					CM01M03P1SG5032.0
					CM01M03P1SG5033.7
					CM01M03P1SG5035.0
100	52	32	61	0.8	CM01M03P1SG5038.0
					CM01M03P1SG5040.0
					CM01M03P1SG5042.0
					CM01M03P1SG6044.5
					CM01M03P1SG6048.3
					CM01M03P1SG6050.8
150	94	51.5	98	0.8	CM01M03P1SG7057.2
					CM01M03P1SG7060.3
					CM01M03P1SG7063.5
					CM01M03P1SG7070.0
					CM01M03P1SG7073.0
					CM01M03P1SG7076.1
178	120	64	123	0.8	CM01M03P1SG8088.9
					CM01M03P1SG8101.6

Ölçü Tablosu					Sipariş Kodu
Dimension Table					Order Code
L1	L2	H1	H2	S min.	
58	9.5	16.5	37	0.4	CM41M13P1SG0006.0
					CM41M13P1SG0006.4
					CM41M13P1SG0008.0
					CM41M13P1SG0009.5
					CM41M13P1SG0010.0
					CM41M13P1SG0012.0
64	20	16.5	37	0.4	CM41M13P1SG1006.0
					CM41M13P1SG1006.4
					CM41M13P1SG1008.0
					CM41M13P1SG1009.5
					CM41M13P1SG1010.0
					CM41M13P1SG1012.0
70	26	19.5	43	0.6	CM41M13P1SG2012.7
					CM41M13P1SG2013.5
					CM41M13P1SG2014.0
					CM41M13P1SG2015.0
					CM41M13P1SG2016.0
					CM41M13P1SG2017.2
78	33	21	46	0.6	CM41M13P1SG3019.0
					CM41M13P1SG3020.0
					CM41M13P1SG3021.3
					CM41M13P1SG3022.0
					CM41M13P1SG3023.0
					CM41M13P1SG3025.0
87	40	24	52	0.6	CM41M13P1SG4026.9
					CM41M13P1SG4028.0
					CM41M13P1SG4030.0
					CM41M13P1SG5032.0
					CM41M13P1SG5033.7
					CM41M13P1SG5035.0
100	52	32	68	0.8	CM41M13P1SG5038.0
					CM41M13P1SG5040.0
					CM41M13P1SG5042.0
					CM41M13P1SG6044.5
					CM41M13P1SG6048.3
					CM41M13P1SG6050.8
150	94	51.5	107	0.8	CM41M13P1SG7057.2
					CM41M13P1SG7060.3
					CM41M13P1SG7063.5
					CM41M13P1SG7070.0
					CM41M13P1SG7073.0
					CM41M13P1SG7076.1
178	120	64	132	0.8	CM41M13P1SG8088.9
					CM41M13P1SG8101.6

Metal + Kaplama Tipi		Gövde Malzemesi	
Metal + Surface Finishing		Clamp Body Material	
0	Kaplanasız / Uncoated	A	Alüminyum / Aluminum
1	Fosfat / Phosphated / Fe/Znph	N	Polyamid / Polyamide
3	Galvaniz / Galvanized / Fe/Zn 8C Cr3-B	T	TPE
4	CrNi 304 AISI 304	P	Polipropilen / Polypropylene
6	CrNi 316 AISI 316		
9	Çinko Nikel / Zinc Nickel / Fe/ZnNi		

Farklı malzeme talepleriniz için lütfen LMC Makina'ya danışınız.

For different material request please consult LMC Makina.



C	D	3	0	M	0	3	P	1	S	G	0	X	X	X	.	X


Metal + Kaplama Tipi
Metal + Surface Finishing

Gövde Malzemesi
Clamp Body Material

Gövde Renk
Clamp Body Colour

Grup
Group

Ölçü
Size



C	D	7	0	M	1	3	P	1	S	G	0	X	X	X	.	X

Metal + Kaplama Tipi
Metal + Surface Finishing

Gövde Malzemesi
Clamp Body Material

Gövde Renk
Clamp Body Colour

Grup
Group

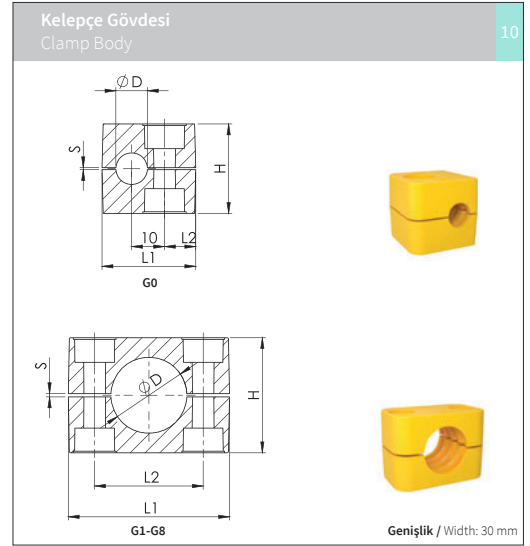
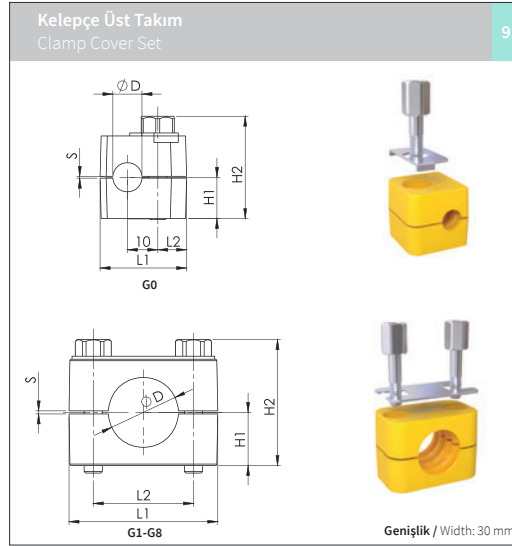
Ölçü
Size

Grup	Dış Çap (ØD)	Anma Çapı (R) Boru Dış	Dış Çap (ØD)
Group	O.D. of Pipe / Tube/Hose mm	Nominal Bore Pipe inch	O.D. of Pipe / Tube/Hose inch
G0	6		
	6.4		1/4
	8		5/16
	9.5		3/8
	10	R 1/8	
	12		
G1	6		
	6.4		1/4
	8		5/16
	9.5		3/8
	10	R 1/8	
	12		
G2	12.7		1/2
	13.5	R 1/4	
	14		
	15		
	16		5/8
	17.2	R 3/8	
18			
G3	19		3/4
	20		
	21.3	R 1/2	
	22		7/8
	23		
	25		
25.4		1	
G4	26.9	R 3/4	
	28		
	30		
G5	32		1 1/4
	33.7	R 1	
	35		
	38		1 1/2
	40		
	42	R 1 1/4	
G6	44.5		1 3/4
	48.3	R 1 1/2	
	50.8		2
G7	57.2		2 1/4
	60.3	R 2	
	63.5		2 1/2
	70		2 3/4
	73		
	76.1	R 2 1/2	3
G8	88.9	R 3	3 1/2
	101.6		4

Ölçü Tablosu					Sipariş Kodu
Dimension Table					Order Code
L1	L2	H1	H2	S min.	
28	9.5	20.5	34	0.4	CD30M03P1SG0006.0
					CD30M03P1SG0006.4
					CD30M03P1SG0008.0
					CD30M03P1SG0009.5
					CD30M03P1SG0010.0
					CD30M03P1SG0012.0
37	20	20.5	34	0.4	CD30M03P1SG1006.0
					CD30M03P1SG1006.4
					CD30M03P1SG1008.0
					CD30M03P1SG1009.5
					CD30M03P1SG1010.0
					CD30M03P1SG1012.0
42	26	23.5	40	0.6	CD30M03P1SG2012.7
					CD30M03P1SG2013.5
					CD30M03P1SG2014.0
					CD30M03P1SG2015.0
					CD30M03P1SG2016.0
					CD30M03P1SG2017.2
CD30M03P1SG2018.0					
50	33	25	43	0.6	CD30M03P1SG3019.0
					CD30M03P1SG3020.0
					CD30M03P1SG3021.3
					CD30M03P1SG3022.0
					CD30M03P1SG3023.0
					CD30M03P1SG3025.0
CD30M03P1SG3025.4					
59	40	28	49	0.6	CD30M03P1SG4026.9
					CD30M03P1SG4028.0
					CD30M03P1SG4030.0
71	52	35	65	0.8	CD30M03P1SG5032.0
					CD30M03P1SG5033.7
					CD30M03P1SG5035.0
					CD30M03P1SG5038.0
					CD30M03P1SG5040.0
					CD30M03P1SG5042.0
86	66	40	73	0.8	CD30M03P1SG6044.5
					CD30M03P1SG6048.3
					CD30M03P1SG6050.8
121	94	53.5	100	0.8	CD30M03P1SG7057.2
					CD30M03P1SG7060.3
					CD30M03P1SG7063.5
					CD30M03P1SG7070.0
					CD30M03P1SG7073.0
					CD30M03P1SG7076.1
147	120	66	125	0.8	CD30M03P1SG8088.9
					CD30M03P1SG8101.6

Ölçü Tablosu					Sipariş Kodu
Dimension Table					Order Code
L1	L2	H1	H2	S min.	
28	9.5	20.5	41	0.4	CD70M13P1SG0006.0
					CD70M13P1SG0006.4
					CD70M13P1SG0008.0
					CD70M13P1SG0009.5
					CD70M13P1SG0010.0
					CD70M13P1SG0012.0
37	20	20.5	41	0.4	CD70M13P1SG1006.0
					CD70M13P1SG1006.4
					CD70M13P1SG1008.0
					CD70M13P1SG1009.5
					CD70M13P1SG1010.0
					CD70M13P1SG1012.0
42	26	23.5	47	0.6	CD70M13P1SG2012.7
					CD70M13P1SG2013.5
					CD70M13P1SG2014.0
					CD70M13P1SG2015.0
					CD70M13P1SG2016.0
					CD70M13P1SG2017.2
CD70M13P1SG2018.0					
50	33	25	50	0.6	CD70M13P1SG3019.0
					CD70M13P1SG3020.0
					CD70M13P1SG3021.3
					CD70M13P1SG3022.0
					CD70M13P1SG3023.0
					CD70M13P1SG3025.0
CD70M13P1SG3025.4					
59	40	28	56	0.6	CD70M13P1SG4026.9
					CD70M13P1SG4028.0
					CD70M13P1SG4030.0
71	52	35	72	0.8	CD70M13P1SG5032.0
					CD70M13P1SG5033.7
					CD70M13P1SG5035.0
					CD70M13P1SG5038.0
					CD70M13P1SG5040.0
					CD70M13P1SG5042.0
86	66	40	80	0.8	CD70M13P1SG6044.5
					CD70M13P1SG6048.3
					CD70M13P1SG6050.8
121	94	53.5	109	0.8	CD70M13P1SG7057.2
					CD70M13P1SG7060.3
					CD70M13P1SG7063.5
					CD70M13P1SG7070.0
					CD70M13P1SG7073.0
					CD70M13P1SG7076.1
147	120	66	134	0.8	CD70M13P1SG8088.9
					CD70M13P1SG8101.6

Metal + Kaplama Tipi		Gövde Malzemesi	
Metal + Surface Finishing		Clamp Body Material	
0	Kaplamasız / Uncoated	A	Alüminyum / Aluminum
1	Fosfat / Phosphated / Fe/Znph	N	Polyamid / Polyamide
3	Galvaniz / Galvanized / Fe/Zn 8C Cr3-B	T	TPE
4	CrNi 304 AISI 304	P	Polipropilen / Polypropylene
6	CrNi 316 AISI 316		
9	Çinko Nikel / Zinc Nickel / Fe/ZnNi		



Farklı malzeme talepleriniz için lütfen LMC Makina'ya danışınız.

For different material request please consult LMC Makina.

C	D	a	a	M	6	3	P	1	S	G	0	X	X	X	.	X

Metal + Kaplama Tipi
Metal + Surface Finishing

Gövde Malzemesi
Clamp Body Material

Gövde Renk
Clamp Body Colour

Grup
Group

Ölçü
Size

C	2	P	1	S	G	0	X	X	X	.	X

Gövde Malzemesi
Clamp Body Material

Gövde Tipi
Clamp Body Design

Gövde Renk
Clamp Body Colour

Grup
Group

Ölçü
Size

Grup	Dış Çap (ØD)	Anma Çapı (R) Boru Dış	Dış Çap (ØD)
Group	O.D. of Pipe / Tube/Hose mm	Nominal Bore Pipe Inch	O.D. of Pipe / Tube/Hose Inch
G0	6		
	6.4		1/4
	8		5/16
	9.5		3/8
	10	R 1/8	
G1	12		
	6		
	6.4		1/4
	8		5/16
	9.5		3/8
G2	10	R 1/8	
	12		
	12.7		1/2
	13.5	R 1/4	
	14		
G3	15		
	16		5/8
	17.2	R 3/8	
	18		
	19		3/4
G4	20		
	21.3	R 1/2	
	22		7/8
	23		
	25		
G5	25.4		1
	26.9	R 3/4	
	28		
	30		
	32		1 1/4
G6	33.7	R 1	
	35		
	38		1 1/2
	40		
	42	R 1 1/4	
G7	44.5		1 3/4
	48.3	R 1 1/2	
	50.8		2
	57.2		2 1/4
	60.3	R 2	
G8	63.5		2 1/2
	70		2 3/4
	73		
	76.1	R 2 1/2	3
	88.9	R 3	3 1/2
101.6		4	

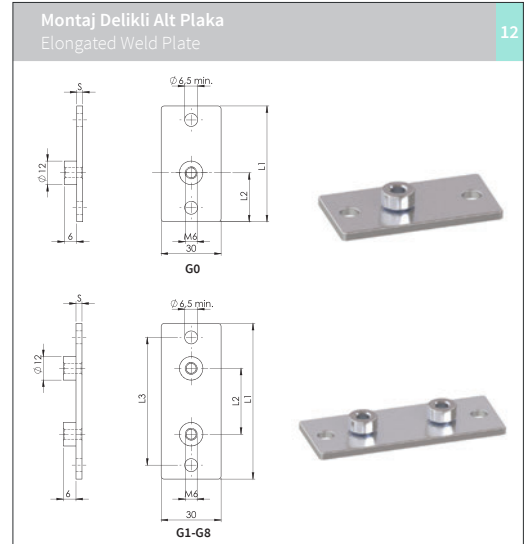
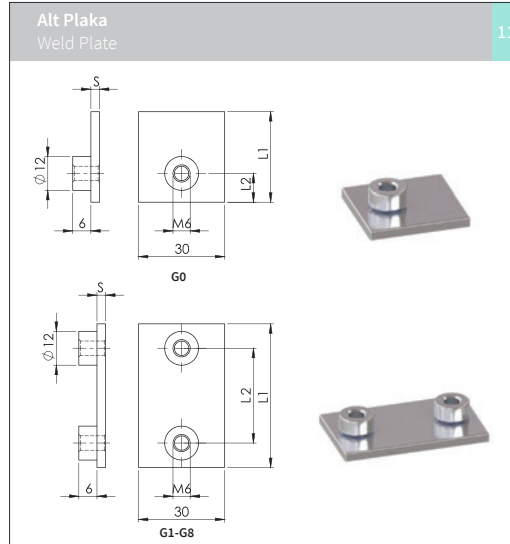
Ölçü Tablosu					Sipariş Kodu
Dimension Table					Order Code
L1	L2	H1	H2	S min.	
28	9.5	13.5	33.5	0.4	CDaaM63P1SG0006.0
					CDaaM63P1SG0006.4
					CDaaM63P1SG0008.0
					CDaaM63P1SG0009.5
					CDaaM63P1SG0010.0
					CDaaM63P1SG0012.0
37	20	13.5	33.5	0.4	CDaaM63P1SG1006.0
					CDaaM63P1SG1006.4
					CDaaM63P1SG1008.0
					CDaaM63P1SG1009.5
					CDaaM63P1SG1010.0
					CDaaM63P1SG1012.0
42	26	16.5	39.5	0.6	CDaaM63P1SG2012.7
					CDaaM63P1SG2013.5
					CDaaM63P1SG2014.0
					CDaaM63P1SG2015.0
					CDaaM63P1SG2016.0
					CDaaM63P1SG2017.2
50	33	18	40.5	0.6	CDaaM63P1SG2018.0
					CDaaM63P1SG3019.0
					CDaaM63P1SG3020.0
					CDaaM63P1SG3021.3
					CDaaM63P1SG3022.0
					CDaaM63P1SG3023.0
59	40	21	48.5	0.6	CDaaM63P1SG3025.0
					CDaaM63P1SG3025.4
					CDaaM63P1SG4026.9
					CDaaM63P1SG4028.0
					CDaaM63P1SG4030.0
					CDaaM63P1SG5032.0
71	52	26	64.5	0.8	CDaaM63P1SG5033.7
					CDaaM63P1SG5033.7
					CDaaM63P1SG5035.0
					CDaaM63P1SG5038.0
					CDaaM63P1SG5040.0
					CDaaM63P1SG5042.0
86	66	33	72.5	0.8	CDaaM63P1SG5044.5
					CDaaM63P1SG6044.5
					CDaaM63P1SG6048.3
					CDaaM63P1SG6050.8
					CDaaM63P1SG7057.2
					CDaaM63P1SG7060.3
121	94	46.5	100.5	0.8	CDaaM63P1SG7063.5
					CDaaM63P1SG7063.5
					CDaaM63P1SG7070.0
					CDaaM63P1SG7073.0
					CDaaM63P1SG7073.0
					CDaaM63P1SG7076.1
147	120	59	119.5	0.8	CDaaM63P1SG8088.9
					CDaaM63P1SG8101.6

Ölçü Tablosu				Sipariş Kodu
Dimension Table				Order Code
L1	L2	H	S min.	
28	9.5	27	0.4	C2P1SG0006.0
				C2P1SG0006.4
				C2P1SG0008.0
				C2P1SG0009.5
				C2P1SG0010.0
				C2P1SG0012.0
37	20	27	0.4	C2P1SG1006.0
				C2P1SG1006.4
				C2P1SG1008.0
				C2P1SG1009.5
				C2P1SG1010.0
				C2P1SG1012.0
42	26	33	0.6	C2P1SG2012.7
				C2P1SG2013.5
				C2P1SG2014.0
				C2P1SG2015.0
				C2P1SG2016.0
				C2P1SG2017.2
50	33	36	0.6	C2P1SG2018.0
				C2P1SG3019.0
				C2P1SG3020.0
				C2P1SG3021.3
				C2P1SG3022.0
				C2P1SG3023.0
59	40	42	0.6	C2P1SG3025.0
				C2P1SG3025.4
				C2P1SG4026.9
				C2P1SG4028.0
				C2P1SG4030.0
				C2P1SG5032.0
71	52	58	0.8	C2P1SG5033.7
				C2P1SG5033.7
				C2P1SG5035.0
				C2P1SG5038.0
				C2P1SG5040.0
				C2P1SG5042.0
86	66	66	0.8	C2P1SG6044.5
				C2P1SG6044.5
				C2P1SG6048.3
				C2P1SG6050.8
				C2P1SG7057.2
				C2P1SG7060.3
121	94	93	0.8	C2P1SG7063.5
				C2P1SG7063.5
				C2P1SG7070.0
				C2P1SG7073.0
				C2P1SG7073.0
				C2P1SG7076.1
147	120	118	0.8	C2P1SG8088.9
				C2P1SG8101.6

Gövde Malzemesi Clamp Body Material	Metal + Kaplama Tipi Metal + Surface Finishing	Vida Tipi Thread Type
A Alüminyum / Aluminum	0 Kaplamasız / Uncoated	C UNC
N Polyamid / Polyamide	1 Fosfat / Phosphated / Fe/Znph	F UNF
T TPE	3 Galvaniz / Galvanized / Fe/Zn 8C Cr3-B	M Metrik / Metric
P Polipropilen / Polypropylene	4 CrNi 304 AISI 304	W Whitworth
	6 CrNi 316 AISI 316	
	9 Çinko Nikel / Zinc Nickel / Fe/ZnNi	

Farklı malzeme talepleriniz için lütfen LMC Makina'ya danışınız.

For different material request please consult LMC Makina.



C	A	0	0	M	3	G	0
				Vida Tipi Thread Type	Metal + Kaplama Tipi Metal + Surface Finishing		Grup Group

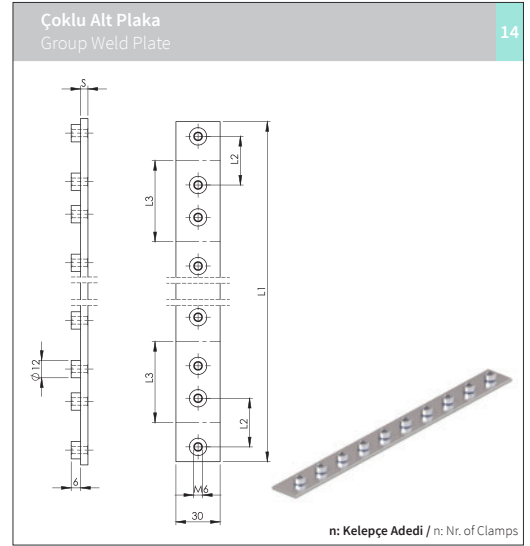
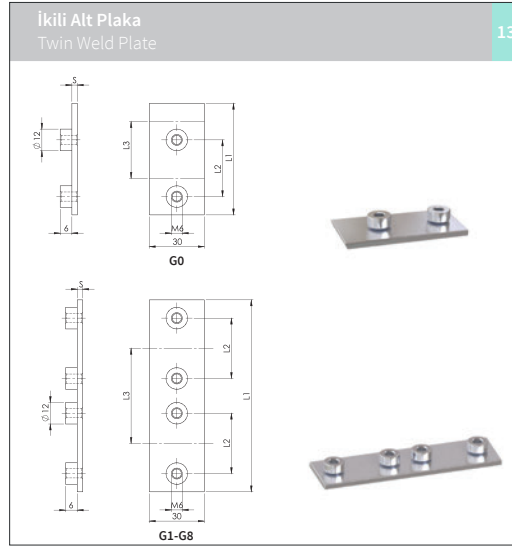
C	A	0	1	M	3	G	0
				Vida Tipi Thread Type	Metal + Kaplama Tipi Metal + Surface Finishing		Grup Group

Grup Group	Dış Çap (ØD) O.D. of Pipe / Tube/Hose mm	Anma Çapı (R) Boru Diş Nominal Bore Pipe inch	Dış Çap (ØD) O.D. of Pipe / Tube/Hose inch
G0	6		1/4
	6.4		5/16
	8		3/8
	9.5	R 1/8	
	10		
G1	12		
	6		1/4
	6.4		5/16
	8		3/8
	9.5	R 1/8	
G2	10		
	12		
	12.7	R 1/4	1/2
	13.5		
	14		5/8
G3	15		
	16	R 3/8	
	17.2		3/4
	18		
	19		
G4	20		
	21.3	R 1/2	
	22		7/8
	23		
	25		1
G5	25.4		
	26.9	R 3/4	
	28		1 1/4
	30		
	32	R 1	
G6	33.7		
	35		1 1/2
	38		
	40	R 1 1/4	
	42		1 3/4
G7	44.5		
	48.3	R 1 1/2	
	50.8		2
	57.2		2 1/4
	60.3	R 2	
G8	63.5		2 1/2
	70		2 3/4
	73		
	76.1	R 2 1/2	3
	88.9	R 3	3 1/2
101.6		4	

Ölçü Tablosu Dimension Table				Sipariş Kodu Order Code
L1	L2	S	G	
31.5	10.5	3	M6 1/4-20 UNC	CA00M3G0
36	20	3	M6 1/4-20 UNC	CA00M3G1
42	26	3	M6 1/4-20 UNC	CA00M3G2
50	33	3	M6 1/4-20 UNC	CA00M3G3
60	40	3	M6 1/4-20 UNC	CA00M3G4
71	52	3	M6 1/4-20 UNC	CA00M3G5
88	66	3	M6 1/4-20 UNC	CA00M3G6
122	94	5	M6 1/4-20 UNC	CA00M3G7
148	120	5	M6 1/4-20 UNC	CA00M3G8

Ölçü Tablosu Dimension Table					Sipariş Kodu Order Code
L1	L2	L3	S	G	
58	24.5	44	3	M6 1/4-20 UNC	CA01M3G0
64	20	50	3	M6 1/4-20 UNC	CA01M3G1
70	26	56	3	M6 1/4-20 UNC	CA01M3G2
78	33	64	3	M6 1/4-20 UNC	CA01M3G3
87	40	73	3	M6 1/4-20 UNC	CA01M3G4
100	52	86	3	M6 1/4-20 UNC	CA01M3G5
115	66	100	3	M6 1/4-20 UNC	CA01M3G6
150	94	136	5	M6 1/4-20 UNC	CA01M3G7
178	120	162	5	M6 1/4-20 UNC	CA01M3G8

Metal + Kaplama Tipi		Vida Tipi	
Metal + Surface Finishing		Thread Type	
0	Kaplamasız / Uncoated	C	UNC
1	Fosfat / Phosphated / Fe/Znph	F	UNF
3	Galvaniz / Galvanized / Fe/Zn 8C Cr3-B	M	Metrik / Metric
4	CrNi 304 AISI 304	W	Whitworth
6	CrNi 316 AISI 316		
9	Çinko Nikel / Zinc Nickel Fe/ZnNi		



Farklı malzeme talepleriniz için lütfen
LMC Makina'ya danışınız.

For different material request please consult
LMC Makina.

C	A	0	2	M	3	G	0
				Vida Tipi Thread Type	Metal + Kaplama Tipi Metal + Surface Finishing		Grup Group

C	A	1	0	M	3	G	0
				Vida Tipi Thread Type	Metal + Kaplama Tipi Metal + Surface Finishing		Grup Group

Grup	Dış Çap (ØD)	Anma Çapı (R) Boru Dış	Dış Çap (ØD)
Group	O.D. of Pipe / Tube/Hose mm	Nominal Bore Pipe inch	O.D. of Pipe / Tube/Hose inch
G0	6		
	6.4		1/4
	8		5/16
	9.5		3/8
	10	R 1/8	
G1	12		
	6		
	6.4		1/4
	8		5/16
	9.5		3/8
G2	10	R 1/8	
	12		
	12.7		1/2
	13.5	R 1/4	
	14		
G3	15		
	16		5/8
	17.2	R 3/8	
	18		
	19		3/4
G4	20		
	21.3	R 1/2	
	22		7/8
	23		
	25		1
G5	25.4		
	26.9	R 3/4	
	28		
G6	30		
	32		1 1/4
	33.7	R 1	
	35		
	38		1 1/2
G6	40		
	42	R 1 1/4	
	44.5		1 3/4
G6	48.3	R 1 1/2	
	50.8		2

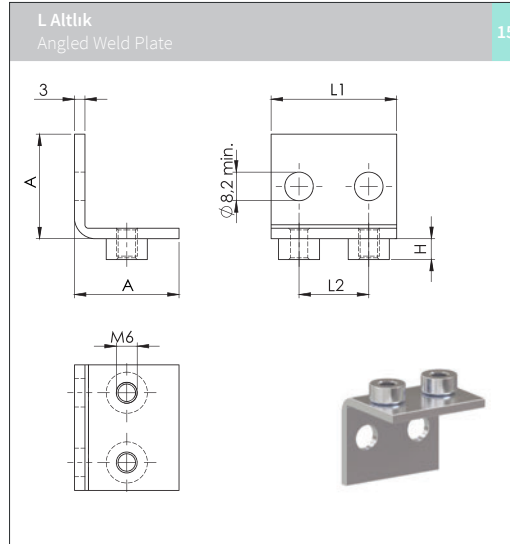
Ölçü Tablosu				Sipariş Kodu
Dimension Table				Order Code
L1	L2	L3	G	
61	31	31	M6 1/4-20 UNC	CA02M3G0
77	20	37	M6 1/4-20 UNC	CA02M3G1
90	26	44	M6 1/4-20 UNC	CA02M3G2
105	33	52	M6 1/4-20 UNC	CA02M3G3
120	40	60	M6 1/4-20 UNC	CA02M3G4
147	52	75	M6 1/4-20 UNC	CA02M3G5
178	66	90	M6 1/4-20 UNC	CA02M3G6

Ölçü Tablosu						Sipariş Kodu
Dimension Table						Order Code
L1	L2	L3	n	G	S	
317	31	31	10	M6 1/4-20 UNC	3	CA10M3G0
373	20	37	10	M6 1/4-20 UNC	3	CA10M3G1
442	26	44	10	M6 1/4-20 UNC	3	CA10M3G2
521	33	52	10	M6 1/4-20 UNC	3	CA10M3G3
300	40	60	5	M6 1/4-20 UNC	3	CA10M3G4
376	52	75	5	M6 1/4-20 UNC	3	CA10M3G5
450	66	90	5	M6 1/4-20 UNC	3	CA10M3G6

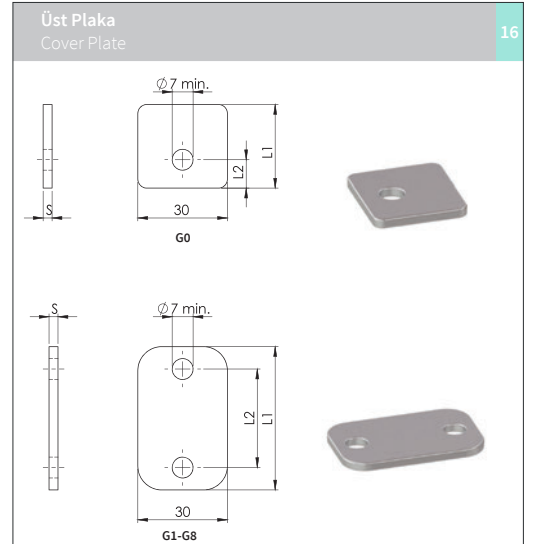
Metal + Kaplama Tipi		Vida Tipi	
Metal + Surface Finishing		Thread Type	
0	Kaplamasız / Uncoated	C	UNC
1	Fosfat / Phosphated / Fe/Znph	F	UNF
3	Galvaniz / Galvanized / Fe/Zn 8C Cr3-B	M	Metrik / Metric
4	CrNi 304 / AISI 304	W	Whitworth
6	CrNi 316 / AISI 316		
9	Çinko Nikel / Zinc Nickel / Fe/ZnNi		

Farklı malzeme talepleriniz için lütfen LMC Makina'ya danışınız.

For different material request please consult LMC Makina.



C	A	2	7	M	3	G	0
				Vida Tipi Thread Type	Metal + Kaplama Tipi Metal + Surface Finishing		Grup Group



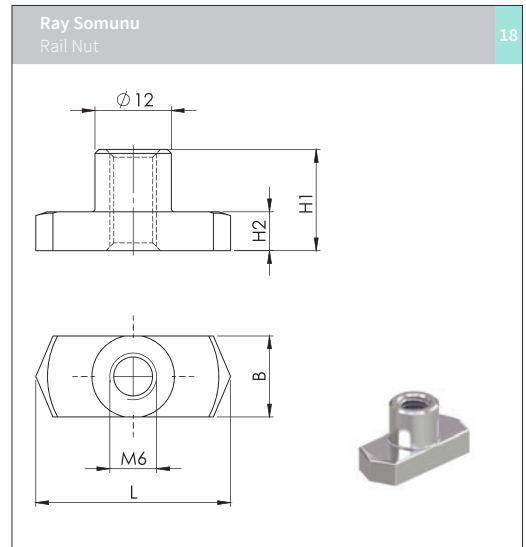
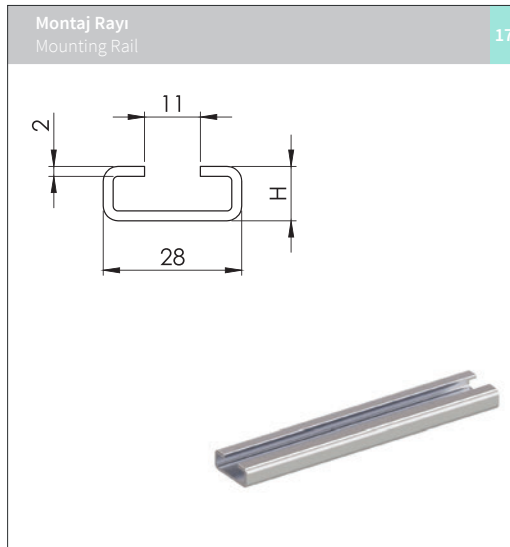
C	U	0	0	T	3	G	0
					Metal + Kaplama Tipi Metal + Surface Finishing		Grup Group

Grup	Dış Çap (ØD)	Anma Çapı (R) Boru Dış	Dış Çap (ØD)
Group	O.D. of Pipe / Tube/Hose mm	Nominal Bore Pipe inch	O.D. of Pipe / Tube/Hose inch
G0	6		
	6.4		1/4
	8		5/16
	9.5		3/8
	10	R 1/8	
G1	12		
	6		
	6.4		1/4
	8		5/16
	9.5		3/8
G2	10	R 1/8	
	12		
	12.7		1/2
	13.5	R 1/4	
	14		
G3	15		
	16		5/8
	17.2	R 3/8	
	18		
	19		3/4
G4	20		
	21.3	R 1/2	
	22		7/8
	23		
	25		
G5	25.4		1
	26.9	R 3/4	
	28		
	30		
	32		1 1/4
G6	33.7	R 1	
	35		
	38		1 1/2
	40		
	42	R 1 1/4	
G7	44.5		1 3/4
	48.3	R 1 1/2	
	50.8		2
	57.2		2 1/4
	60.3	R 2	
G8	63.5		2 1/2
	70		2 3/4
	73		
	76.1	R 2 1/2	3
	88.9	R 3	3 1/2
101.6		4	

Ölçü Tablosu				Sipariş Kodu
Dimension Table				Order Code
A	L1	L2	H	
30x30	30	14	6.5	CA27M3G0
30x30	32	20	6.5	CA27M3G1
30x30	42	26	6.5	CA27M3G2
30x30	50	33	6.5	CA27M3G3
30x30	60	40	6.5	CA27M3G4
30x30	70	52	6.5	CA27M3G5
30x30	88	66	6.5	CA27M3G6

Ölçü Tablosu			Sipariş Kodu
Dimension Table			Order Code
L1	L2	S	
28	9.5	3	CU00T3G0
34	9.5	3	CU00T3G1
40	9.5	3	CU00T3G2
48	9.5	3	CU00T3G3
57	9.5	3	CU00T3G4
70	9.5	3	CU00T3G5
86	9.5	3	CU00T3G6
118	9.5	5	CU00T3G7
144	9.5	5	CU00T3G8

Metal + Kaplama Tipi		Vida Tipi	
Metal + Surface Finishing		Thread Type	
0	Kaplamasız / Uncoated	C	UNC
3	Galvaniz / Galvanized / Fe/Zn 8C Cr3-B	F	UNF
4	CrNi 304 AISI 304	M	Metrik / Metric
6	CrNi 316 AISI 316	W	Whitworth
9	Çinko Nikel / Zinc Nickel Fe/ZnNi		



Farklı malzeme talepleriniz için lütfen
LMC Makina'ya danışınız.

For different material request please consult
LMC Makina.

C	R	Y	3	1	1	2	8	1
			Metal + Kaplama Tipi Metal + Surface Finishing			Ölçü Size		Boy Length

C	R	S	1	M	3	0	0	6
			Tip Type	Vida Tipi Thread type	Metal + Kaplama Tipi Metal + Surface Finishing			Vida Ölçüsü Screw - Bolt Size

Grup	Dış Çap (ØD)	Anma Çapı (R) Boru Diş	Dış Çap (ØD)
Group	O.D. of Pipe / Tube/Hose mm	Nominal Bore Pipe inch	O.D. of Pipe / Tube/Hose inch
G0	6		
	6.4		1/4
	8		5/16
	9.5		3/8
	10	R 1/8	
G1	12		
	6		
	6.4		1/4
	8		5/16
	9.5		3/8
G2	10	R 1/8	
	12		
	12.7		1/2
	13.5	R 1/4	
	14		
G3	15		
	16		5/8
	17.2	R 3/8	
	18		
	19		3/4
G4	20		
	21.3	R 1/2	
	22		7/8
	23		
	25		
G5	25.4		1
	26.9	R 3/4	
	28		
	30		
	32		1 1/4
G6	33.7	R 1	
	35		
	38		1 1/2
	40		
	42	R 1 1/4	
G7	44.5		1 3/4
	48.3	R 1 1/2	
	50.8		2
	57.2		2 1/4
	60.3	R 2	
G8	63.5		2 1/2
	70		2 3/4
	73		
	76.1	R 2 1/2	3
	88.9	R 3	3 1/2
101.6		4	


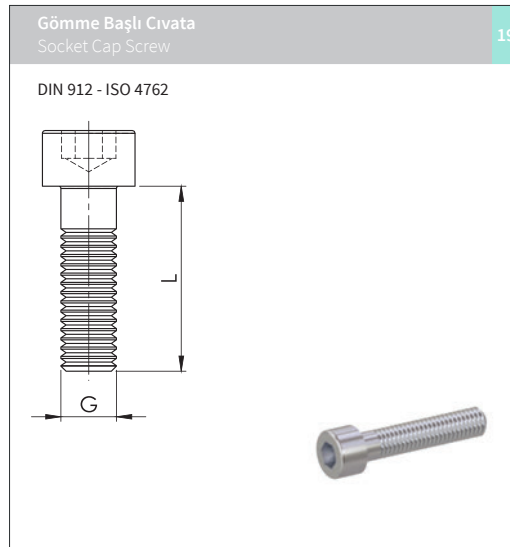
Ölçü Tablosu		Sipariş Kodu
Dimension Table		Order Code
H	Boy / Length	
11	1 m	CRY311281
11	2 m	CRY311282
14	1 m	CRY314281
14	2 m	CRY314282

Ölçü Tablosu					Sipariş Kodu
Dimension Table					Order Code
L	B	H1	H2	G	
25.4	10.4	13	5	M6	CRS1M3006
				1/4-20 UNC	CRS1C3008

Metal + Kaplama Tipi		Vida Tipi	
Metal + Surface Finishing		Thread Type	
0	Kaplanasız / Uncoated	C	UNC
3	Galvaniz / Galvanized / Fe/Zn 8C Cr3-B	F	UNF
4	CrNi 304 AISI 304	M	Metrik / Metric
6	CrNi 316 AISI 316	W	Whitworth
9	Çinko Nikel / Zinc Nickel Fe/ZnNi		

Farklı malzeme talepleriniz için lütfen LMC Makina'ya danışınız.

For different material request please consult LMC Makina.



C	C	G	M	3	0	0	6	0	2	0
			Vida Tipi Thread type	Metal + Kaplama Tipi Metal + Surface Finishing			Vida Ölçüsü Screw - Bolt Size	Cıvata Boyu Screw - Bolt Length		

C	C	A	M	3	0	0	6	0	3	0
			Vida Tipi Thread type	Metal + Kaplama Tipi Metal + Surface Finishing			Vida Ölçüsü Screw - Bolt Size	Cıvata Boyu Screw - Bolt Length		

Grup	Dış Çap (ØD)	Anma Çapı (R) Boru Diş	Dış Çap (ØD)
Group	O.D. of Pipe / Tube/Hose mm	Nominal Bore Pipe inch	O.D. of Pipe / Tube/Hose inch
G0	6		
	6.4		1/4
	8		5/16
	9.5		3/8
	10	R 1/8	
G1	12		
	6		
	6.4		1/4
	8		5/16
	9.5		3/8
G2	10	R 1/8	
	12		
	12.7		1/2
	13.5	R 1/4	
	14		
G3	15		
	16		5/8
	17.2	R 3/8	
	18		
	19		3/4
G4	20		
	21.3	R 1/2	
	22		7/8
	23		
	25		
G5	25.4		1
	26.9	R 3/4	
	28		
	30		
	32		1 1/4
G6	33.7	R 1	
	35		
	38		1 1/2
	40		
	42	R 1 1/4	
G7	44.5		1 3/4
	48.3	R 1 1/2	
	50.8		2
	57.2		2 1/4
	60.3	R 2	
G8	63.5		2 1/2
	70		2 3/4
	73		
	76.1	R 2 1/2	3
	88.9	R 3	3 1/2
101.6		4	

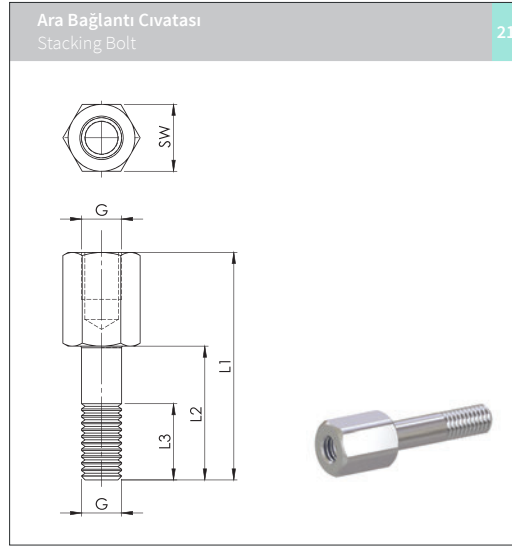
Ölçü Tablosu	Sipariş Kodu
Dimension Table	Order Code
GxL	
M6x20 1/4 - 20 UNC x 3/4	CCGM3006020 CCGC3008020
M6x20 1/4 - 20 UNC x 3/4	CCGM3006020 CCGC3008020
M6x25 1/4 - 20 UNC x 1	CCGM3006025 CCGC3008025
M6x30 1/4 - 20 UNC x 1 - 1/8	CCGM3006030 CCGC3008030
M6x35 1/4 - 20 UNC x 1 - 3/8	CCGM3006035 CCGC3008035
M6x50 1/4 - 20 UNC x 2	CCGM3006050 CCGC3008050
M6x60 1/4 - 20 UNC x 2 - 1/2	CCGM3006060 CCGC3008060
M6x90 1/4 - 20 UNC x 3 - 3/8	CCGM3006090 CCGC3008090
M6x110 1/4 - 20 UNC x 4 - 3/8	CCGM3006110 CCGC3008110

Ölçü Tablosu	Sipariş Kodu
Dimension Table	Order Code
GxL	
M6x30 1/4 - 20 UNC x 1 - 1/4	CCAM3006030 CCAC3008030
M6x30 1/4 - 20 UNC x 1 - 1/4	CCAM3006030 CCAC3008030
M6x35 1/4 - 20 UNC x 1 - 3/8	CCAM3006035 CCAC3008035
M6x40 1/4 - 20 UNC x 1 - 1/2	CCAM3006040 CCAC3008040
M6x45 1/4 - 20 UNC x 1 - 7/8	CCAM3006045 CCAC3008045
M6x60 1/4 - 20 UNC x 2 - 3/8	CCAM3006000 CCAC3008000
M6x70 1/4 - 20 UNC x 2 - 3/4	CCAM3006070 CCAC3008070
M6x100 1/4 - 20 UNC x 4	CCAM3006100 CCAC3008100
M6x125 1/4 - 20 UNC x 4 - 7/8	CCAM3006125 CCAC3008125

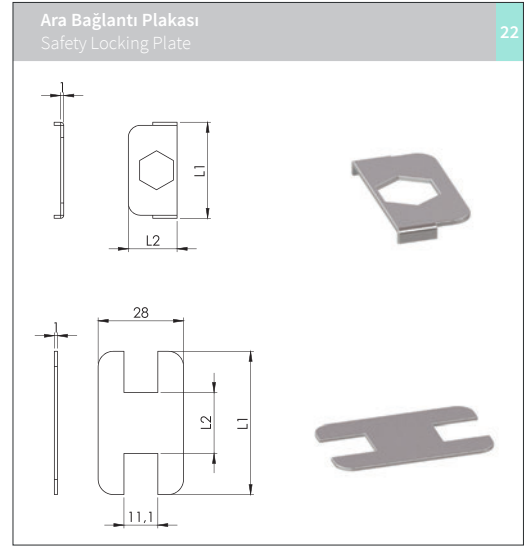
Metal + Kaplama Tipi		Vida Tipi	
Metal + Surface Finishing		Thread Type	
0	Kaplamasız / Uncoated	C	UNC
3	Galvaniz / Galvanized / Fe/Zn 8C Cr3-B	F	UNF
4	CrNi 304 AISI 304	M	Metrik / Metric
6	CrNi 316 AISI 316	W	Whitworth
9	Çinko Nikel / Zinc Nickel Fe/ZnNi		

Farklı malzeme talepleriniz için lütfen
LMC Makina'ya danışınız.

For different material request please consult
LMC Makina.



C	C	B	M	3	0	0	6	0	2	0
			Vida Tipi Thread Type				Vida Ölçüsü Screw - Bolt Size			
			Metal + Kaplama Tipi Metal + Surface Finishing							
									Cıvata Boyu Screw - Bolt Length	



C	H	0	0	T	3	G	0
					Metal Kaplama Tipi Metal + Surface Finishing		Grup Group

Grup	Dış Çap (ØD)	Anma Çapı (R) Boru Diş	Dış Çap (ØD)
Group	O.D. of Pipe / Tube/Hose mm	Nominal Bore Pipe inch	O.D. of Pipe / Tube/Hose inch
G0	6		
	6.4		1/4
	8		5/16
	9.5		3/8
	10	R 1/8	
G1	12		
	6.4		1/4
	8		5/16
	9.5		3/8
	10	R 1/8	
G2	12		
	12.7		1/2
	13.5	R 1/4	
	14		
	15		5/8
G3	16		
	17.2	R 3/8	
	18		
	19		3/4
	20		
G4	21.3	R 1/2	
	22		7/8
	23		
	25		
	25.4		1
G5	26.9	R 3/4	
	28		
	30		
G6	32		1 1/4
	33.7	R 1	
	35		
	38		1 1/2
	40		
G7	42	R 1 1/4	
	44.5		1 3/4
	48.3	R 1 1/2	
	50.8		2
	57.2		2 1/4
G8	60.3	R 2	
	63.5		2 1/2
	70		2 3/4
	73		
	76.1	R 2 1/2	3
G8	88.9	R 3	3 1/2
	101.6		4

Ölçü Tablosu				Sipariş Kodu
Dimension Table				Order Code
L1	L2	L3 min.	G	
34	20	12	M6 1/4-20 UNC	CCBM3006020 CCBC3008020
34	20	12	M6 1/4-20 UNC	CCBM3006020 CCBC3006020
39	25	12	M6 1/4-20 UNC	CCBM3006025 CCBC3006025
44	30	12	M6 1/4-20 UNC	CCBM3006030 CCBC3008030
48	35	12	M6 1/4-20 UNC	CCBM3006035 CCBC3008035
64	50	12	M6 1/4-20 UNC	CCBM3006050 CCBC3008050
74	60	12	M6 1/4-20 UNC	CCBM3006060 CCBC3008060
102	88	12	M6 1/4-20 UNC	CCBM3006088 CCBC3008088
124	110	12	M6 1/4-20 UNC	CCBM3006110 CCBC3008110

Ölçü Tablosu		Sipariş Kodu
Dimension Table		Order Code
L1	L2	
32	17	CH00T3G0
34	7	CH00T3G1
40	13	CH00T3G2
48	20	CH00T3G3
57	27	CH00T3G4
69	39	CH00T3G5
85	52	CH00T3G6
117	81	CH00T3G7
144	107	CH00T3G8